




	Modelo	Capacidad frigorífica ¹	Tensión nominal ²	Dimensiones (HxAxP)	Normas / homologaciones
					CE
	EB XT 400 WT	36500 W	400 3~	2030 x 830 x 1240 mm	x
	EB XT 500 WT	47300 W			x
	EB XT 600 WT	58600 W			x
	EB XT 700 WT	66500 W	400 3~	2030 x 830 x 1840 mm	x
	EB XT 800 WT	74200 W			x
	EB XT 900 WT	82100 W			x
	EB XT 1000 WT	94900 W			x
	EB XT 1200 WT	115800 W	400 3~	2030 x 1200 x 2665 mm	x
	EB XT 1600 WT	148800 W			x

¹ performance data based on 50 Hz operation

² different voltages available on request

x available

x¹ on request